








Alloy Grade 80 Chain

Sling Load Chart

Chain dia. mm	Single Leg Slings			Slings of 2, 3 or 4 Legs						Endless Slings			
	 Straight Sling or adjustable Sling with no deration	 Adjustable Sling (Refer Notes)	 Reeved Sling	 Straight Sling			 Reeved Sling			 Basket Sling			 Reeved Sling
				60°	90°	120°	60°	90°	120°	60°	90°	120°	
6	1.1	0.8	0.8	1.9	1.6	1.1	1.5	1.2	0.8	1.5	1.2	0.8	1.7
7	1.5	1.1	1.1	2.6	2.1	1.5	2.0	1.6	1.1	2.0	1.6	1.1	2.3
8	2.0	1.5	1.5	3.5	2.8	2.0	2.6	2.1	1.5	2.6	2.1	1.5	3.0
10	3.2	2.4	2.4	5.5	4.5	3.2	4.1	3.4	2.4	4.1	3.4	2.4	4.8
13	5.3	4.0	4.0	9.2	7.5	5.3	6.9	5.6	4.0	6.9	5.6	4.0	8.0
16	8.0	6.0	6.0	13.8	11.3	8.0	10.4	8.5	6.0	10.4	8.5	6.0	12.0
20	12.5	9.4	9.4	21.6	17.6	12.5	16.3	13.3	9.4	16.3	13.3	9.4	18.8
22	15.0	11.3	11.3	26.0	21.2	15.0	19.5	15.9	11.3	19.5	15.9	11.3	22.5
26	21.2	15.9	15.9	36.7	29.9	21.2	27.6	22.5	15.9	27.6	22.5	15.9	31.8
32	31.5	23.6	23.6	54.5	44.4	31.5	41.0	33.4	23.6	41.0	33.4	23.6	47.3

To AS/NZS 3775 SAFETY FACTOR OF 4